

# CTC 4.1 - What's New?

**WebSphere User Group**  
24<sup>th</sup> Sept - Royal Society Edinburgh

This screenshot shows a user profile for David Strachan. At the top, there are navigation tabs: Profile Wikis, Communities Files, Blogs Bookmarks, and Forums Activities. Below the tabs is a profile picture of David Strachan. To the right of the picture, his name "Strachan, David" is displayed with an up arrow. Underneath, his title "CTO, ISSC. Team Lead, ISSC EMEA Centre of Excellence." is shown, followed by his location "EDINBURGH, Great Britain", phone number "44-7769-880109", and email "david.strachan@uk.ibm.com". At the bottom of the profile card, there are links for "Send Email" and "More Actions".

This screenshot shows a user profile for Stuart Crump. At the top, there are navigation tabs: Profile Wikis, Communities Files, Blogs Bookmarks, and Forums Activities. Below the tabs is a profile picture of Stuart Crump. To the right of the picture, his name "Crump, S (Stuart)" is displayed with an up arrow. Underneath, his title "UKI Technical Team Lead & IBM Certified L2 Specialist" is shown, followed by his location "UXBRIDGE, Great Britain", building "Building: STER |", phone number "44-1784-445340", and email "stu@uk.ibm.com". At the bottom of the profile card, there are links for "Send Email" and "More Actions".

# Agenda

- A reminder, “What is the Content Template Catalog”
- A reminder, “What is the Site Builder”
  - Demo!
- CTC 4.1 – what’s new
  - Demo!
- Wrap-up

## What is this Content Template Catalog?

Pre-defined suite of **reusable components** to **accelerate your website delivery** and demonstrate best practice

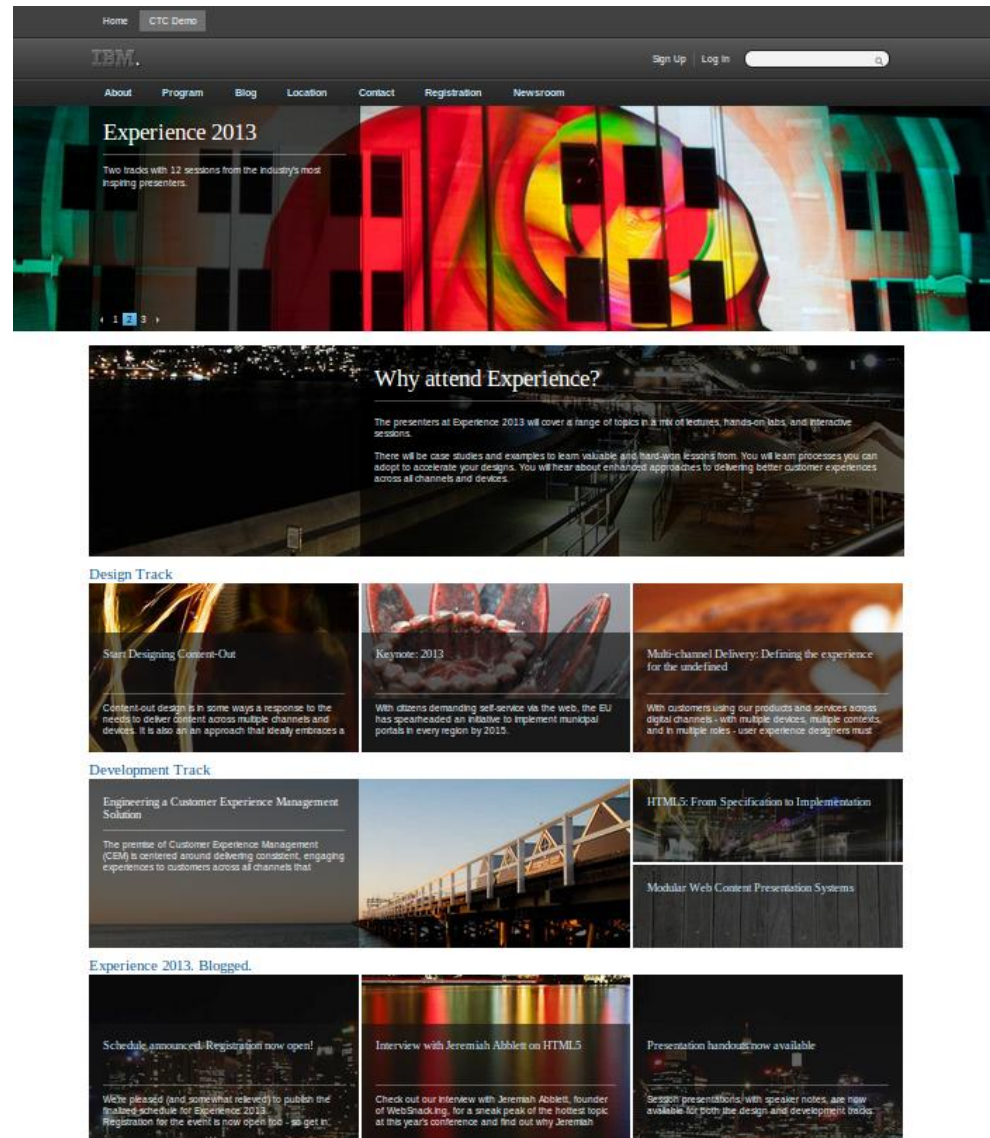
Content author tools for **instantiating whole websites** or sections of sites based on pre-defined **website templates**


Example of **best practice extensions to WCM**

Pattern for **website management using WCM**, demonstrating separation of roles

# What is the Content Template Catalog

- While this session is about the new features we've added to CTC4.1, but for those who are new to the Content Template Catalog, let's quickly cover what it is!
- The Content Template Catalog is a free package available for IBM Web Content Manager customers that you can download from the IBM® WebSphere® Portal Catalog

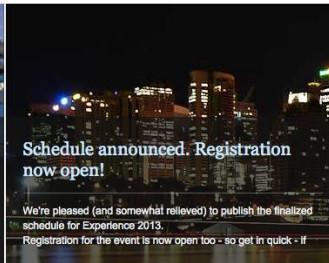




**Design Track**  
No Results

**Development Track**  
No Results

**Experience 2013. Blogged.**



**Sponsored by Industry Leaders**



# What's Under the Covers?

## Page Templates

Range of typical content and page types used in real sites

## Portlets

Pre-configured portlets that when dropped on pages immediately display content

## Components

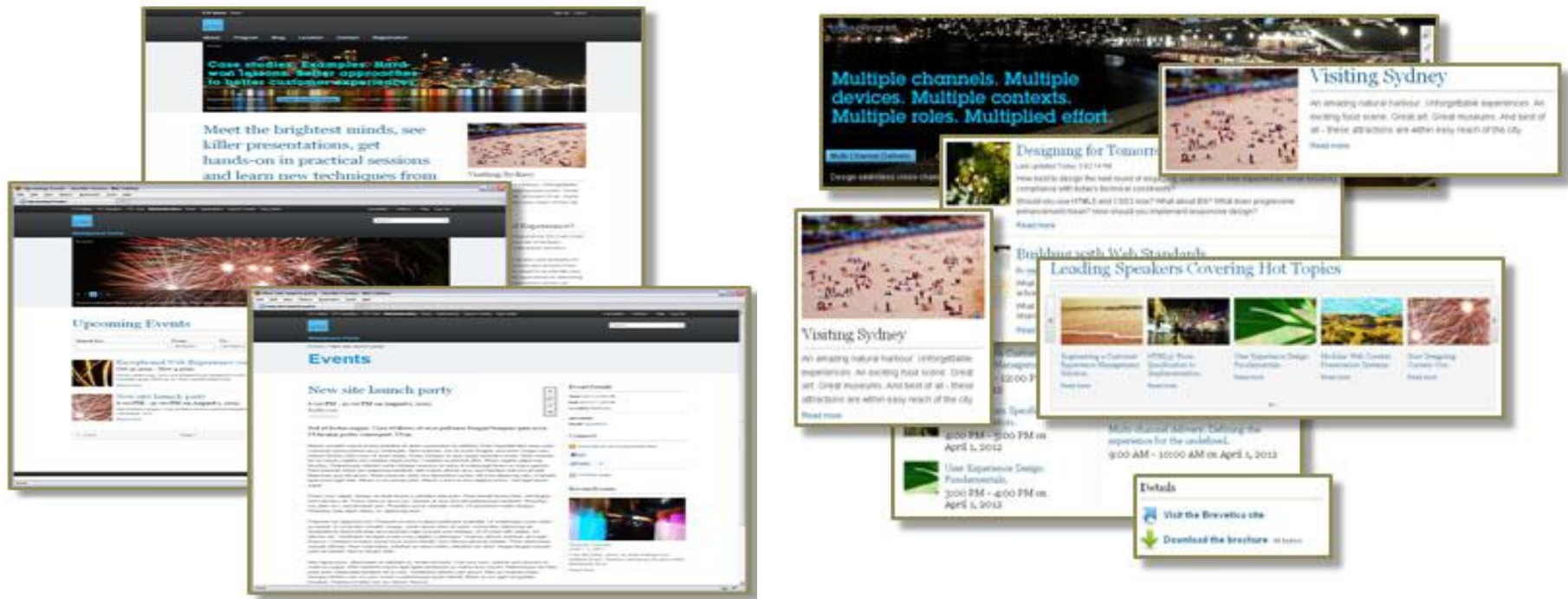
Common page functions from slideshows and carousels to navigation, social plugins and lists of content

## Authoring Tools

Built-in inline editing tools to simplify the authoring experience – and uses page-builder as main interface

## Functionality

SEO, metadata, analytics, social integration, tagging & rating etc – all built according to best practice.



# Building Rich Sites Rapidly without pain!

**Designers create  
Templates**



Build the 'archetypes'  
used to create all the  
pages, content,  
components etc

**Business users  
assemble Pages**



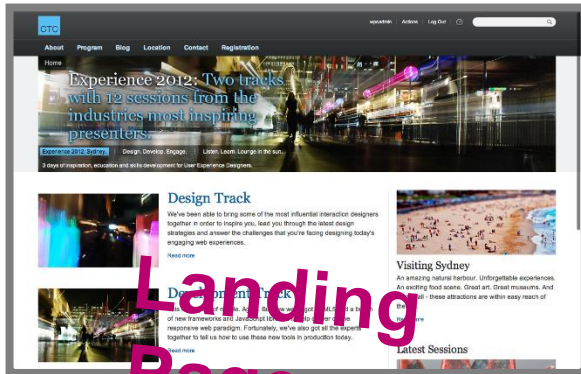
Populate Pages with  
(existing and new)  
content and components  
& select layout options

**Authors create and  
edit content**

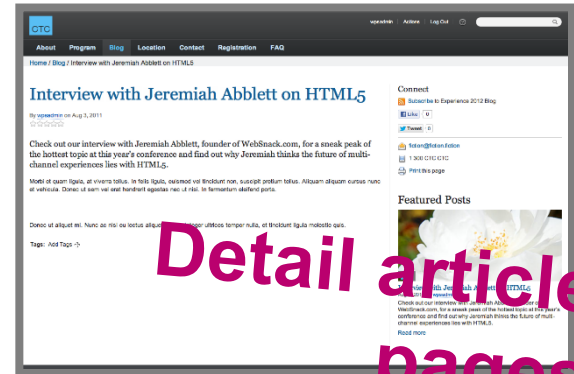
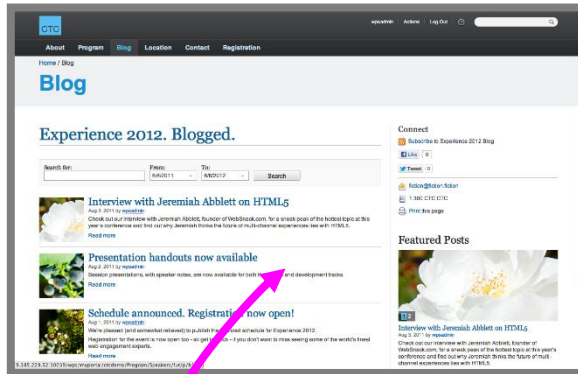


Create content articles,  
using the elements  
defined by the content  
and page type

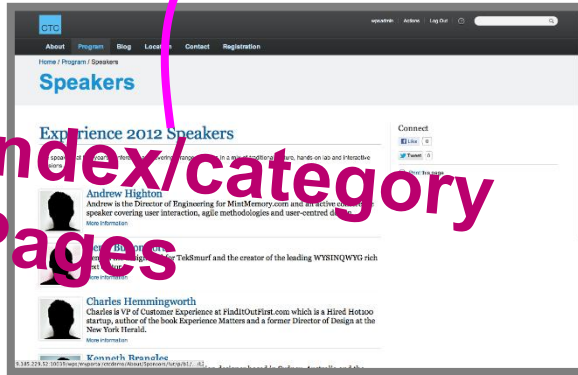
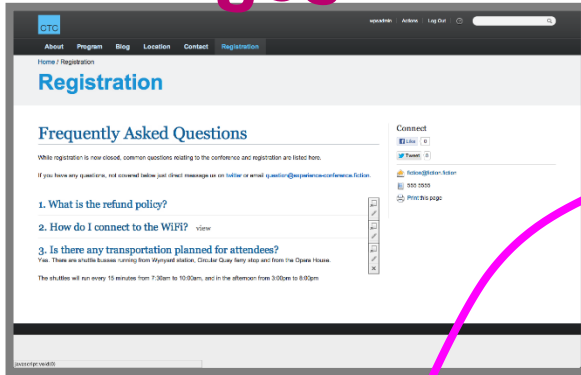
# Ready-to-use Page Templates



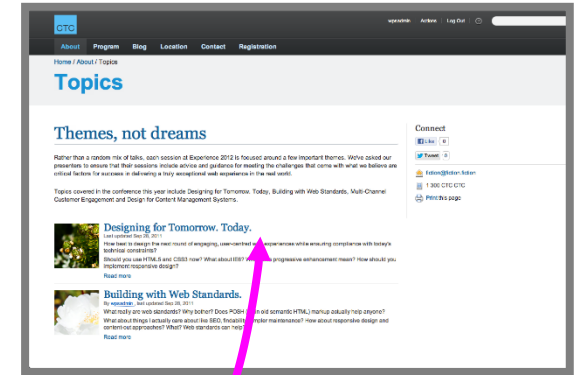
Landing Pages



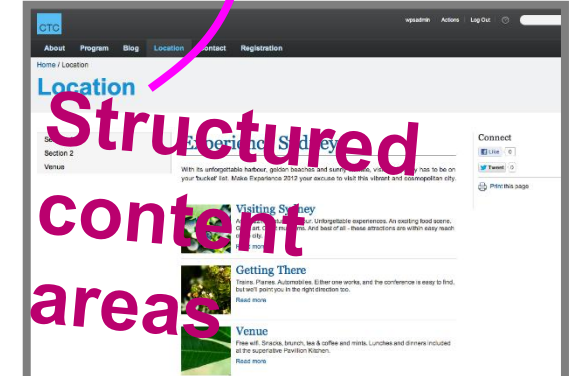
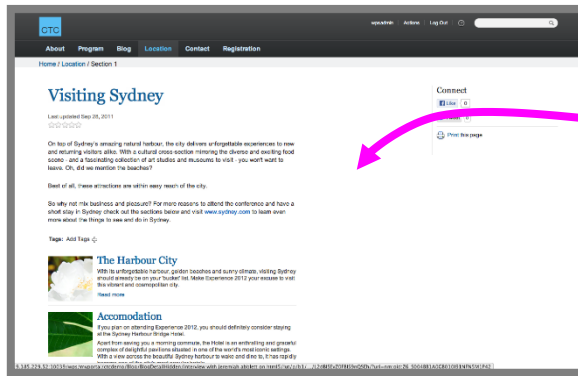
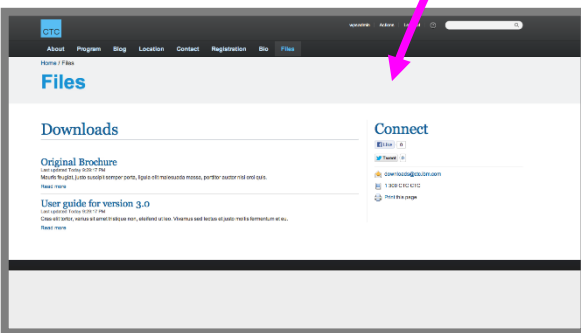
Detail article pages



Index/category Pages



Structured content areas





# Ready-to-use Page Components

- Full suite of ready to use assets:
  - Slideshows and carousel components are supplied for you, to provide dynamic options for display lists of content
  
- Configure, modify and replace as needed
  - Mix and match the presentation designs with lists of different content types
  - Configure these components to your specific needs and content



Slideshow



Latest items list



Navigation and Teaser Text



Carousel

# Responsive Styling

- There are now two sample stylings in CTC4 – this is to illustrate how to you can use the Styles palette in IBM WebSphere Portal to provide styling options to authors
- Both stylings are fluid and responsive to the screen size, with layouts and components adjusting to fit
- Component level styling is also responsive to the container it's been placed in – using different internal layouts based on the space available



# In-Place Editing

- CTC4 utilizes a new set of features in IBM Web Content Manager that allow content to be marked up for inplace editing
- The presentation templates and components in CTC4 utilize this new markup throughout, including patterns for dealing with non-visible data

The screenshot displays the IBM Web Content Manager interface for editing a page titled "User Experience Design Fundamentals". The main content area shows the event title, dates (Apr 2 2013 - Apr 4 2013), and location (Ballroom). A "Location" field is highlighted with a yellow border, and a small dialog box with "Save" and "Cancel" buttons is visible over it. The right sidebar contains "Item Details (Specified)" with fields for Start, End, Location, Contact, and Attachment. Below this is a "CONNECT" section with a "Subscribe to Design track session feed" checkbox. A context menu is open over the page title, listing actions such as "Open Read Form", "Open Edit Form", "Create Draft", "Delete", and "Edit Content Spot".

## Device Detection

- Device detection is being used to load the appropriate stylesheets, and to alter the content of the page
- A new plugin has been included with CTC4 that can be used to conditionally render content based on the device classification
- We used this in CTC4 demo site to load up different components for the slideshows and carousels when the site is being used on a tablet or phone



## Technical dependencies

- CTC4.1 is a new version of our Content Template Catalog, available for download from the Greenhouse Solutions Catalog:
  - Includes 2 new site templates called the Internet and Intranet site templates.
  - CTC 4.1 requires Portal 8.0.0.1 CF7
  
- A note on version numbering
  - CTC 4.1 replaces CTC 4.0 on the greenhouse catalog.
  - Upgrade from CTC 4.0.x to 4.1 is easy!

# Site Builder

# Site Builder

- The new Site Builder extends on the page templating capability by allowing you to build a “site template” for building a complete site hierarchy from page templates
- Users can then use the wizard-like interface to instantiate a site

Create a Site: Internet Site Template

The screenshot shows a wizard interface for creating a site. At the top, there are two tabs: 'Site Name' and 'Content Library', with 'Content Library' being the active tab. Below the tabs, the instruction 'Select a library to store the site content:' is followed by three radio button options: 'Create a content library' (selected), 'Use the existing portal content library (Portal Site)', and 'Use an existing content library'. To the left of these options is a large grey left-pointing arrow. Below the radio buttons are three input fields: '\*Name:' with the value 'Internet Library', 'Description:' with the value 'Internet Library', and 'Language:' with a dropdown menu showing 'English'. On the right side of the form, there is a light grey box containing the text 'You can create your site now!' above a blue 'Create Site' button. Below this button, it says 'Or continue with advanced settings such as pages, themes, and access control.' followed by a grey 'Advanced Settings' button. At the bottom left of the form, there is a 'Cancel' button.

## New Feature – Content Seeding

- Allows users to use their own custom content when creating pages
  - not limited to the page template's default content
- Custom content can be used along with or replace page template default content
- A page template can be utilized multiple times with different content
- Seeding can be applied when creating/editing templates, or in the wizards
  - When editing the page attributes on Site/Section Structure page on a per node (page) basis

**Edit Page Attributes**

Customize the page for your website.

\* **Page title:**  
News Details

\* **Friendly URL name:**  
News Details Page

Content

**Copy site content from:**

Template site area

**Selected site area**  
None selected Select

Use template and selected site area

More

OK Cancel



## New Feature – task-based instantiation

- Background tasks are invoked to handle site and section creations
- No more waiting on wizard page for site to be created
  - User is freed up to move to another page in browser
- New task 'Creation Status' added to main page
  - List of tasks that failed, completed or still in progress (e.g. page 4 or 5)
  - Web creator users sees their own tasks
  - Admin users can see all tasks in system
  - 'Go to Site' link for completed tasks
  - 'Cancel' for tasks in progress
  - Delete (X) completed tasks from list
  - 'Edit' link on a failed task allows you to relaunch the wizard (recommended), or...
  - 'Retry' a failed task, if failure deemed transitory

Creation Status

▾ Failed 0

▾ In Progress 1

**RS-template-site** Site Template  
In Progress page 4 of 5 [Cancel](#) | [More](#)

▾ Completed 2

**Empty Portal Site1** Site Template ✕  
Site Created [Go to Site](#) | [More](#)

**Empty Content Site1** Site Template ✕  
Site Created [Go to Site](#) | [More](#)

## New Feature – Site Sections

- Support instantiation of site sections
  - not just entire sites
- Introduces a new Site Builder template type:
  - Section Template
- Similar to Site Template but some differences:
  - Section location must be specified
    - Section to become sibling or child of selected page
  - Site Properties and Content Library settings not required
    - Section will use section location settings

### Select Section Location

Selected Page: "Program"

#### Place the new selection:

- Above the selected page
- Below the selected page
- As a child of the selected page

[-] [document icon] CTC Demo

[+] [document icon] About

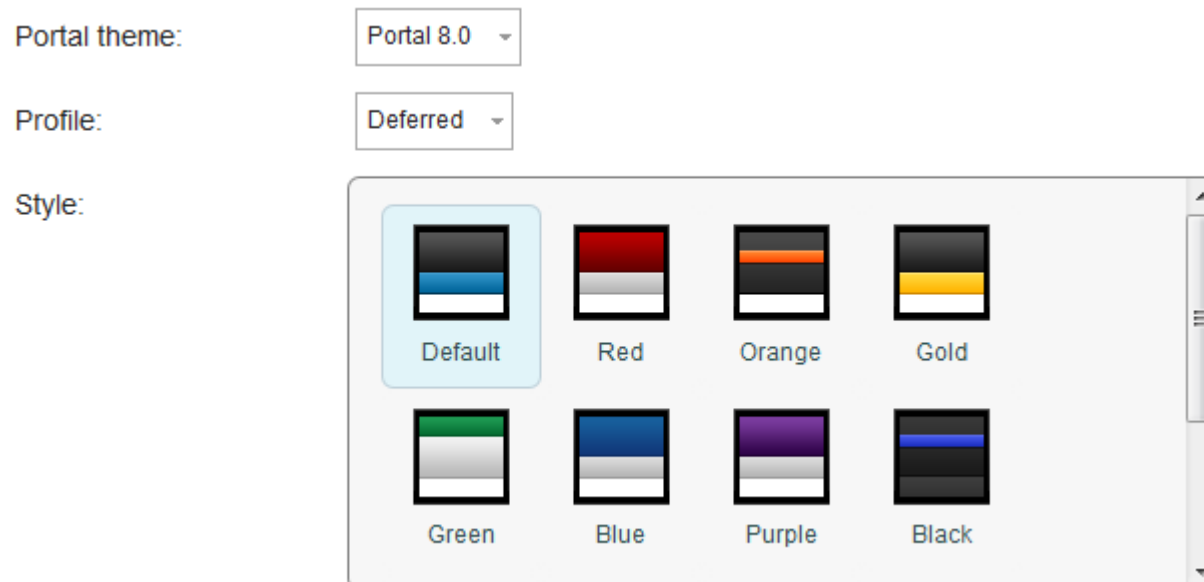
[+] [document icon] **Program**

[+] [document icon] Blog

[+] [document icon] Location

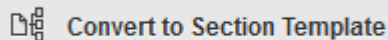
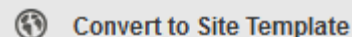
## New Feature – Style Selection

- Site Experience tab (formerly 'Appearance') now supports Style selection
- Available styles varies depending on selected theme
- During site/section instantiation, like the theme, the style is only referenced explicitly on the top level page, the other pages inherit from the top level page



## Also new – template-type conversion

- Site Builder now uses two types of template
  - Site Templates, for sites
  - Section Templates, for site sections
- When editing a template, it is possible to convert it to the other type
  - Convert a site template into a section template, or...
  - Convert a section template into a site template
- Data is not lost (eg site to section)
  - So it's possible to convert back to the original template
    - (ie site => section => site)
- Conversion is available when editing, on the Template Properties tab, using one of the following buttons:

A rectangular button with a light gray background and rounded corners. On the left, there is a small icon of a document with a vertical bar on the right side. To the right of the icon, the text "Convert to Section Template" is displayed in a dark gray font.A rectangular button with a light gray background and rounded corners. On the left, there is a small circular icon containing a globe. To the right of the icon, the text "Convert to Site Template" is displayed in a dark gray font.

## Also new – inherit option for sections

- For Sections only, can opt to have new section inherit theme/profile/style values from the selected parent (section location page)
- Or specify new values in section template and use those instead
  - new style value is set in root section page and child pages inherit as usual
- NOTE: In the wizard if not inheriting from parent, only the 'Style' setting can be changed.
  - Theme and Profile values can only be set by section template creator and cannot be changed by web creator in wizard.

Site Experience
Access Control

---

### Select the Site Experience

If you select the inherit option, the section inherits the site experience base location within the site. You can assign a different theme, profile or style se to individual pages after the section is created.

---

**Inherit site experience from parent**


Select site experience

---


Portal theme: Portal 8.0 ▾

Profile: Content ▾


Style:




Default



Red



Orange



Gold

## Change templates in site structure

- In both editors and wizards, can now change the page template associated with a page in the site or section structure

The screenshot displays the 'Edit Page Attributes' dialog box for the 'Our Business Units' page. The dialog box is titled 'Edit Page Attributes' and contains the following fields and options:

- Page title:** Our Business Units
- Friendly URL name:** Our-Business-Units
- Content:** (expandable section)
- More:** (expandable section)
- Page template:** Section Index (dropdown menu)

The dropdown menu for 'Page template' lists the following options:

- Alerts Details
- Alerts Index
- Articles
- Basic
- Biographies Details
- Biographies Index
- Blank
- Communications Details
- Communications Index
- Contact Us
- More choices

---

# Demo

Over to my glamorous assistant...


# New Templates – Offerings

- The offering page template is used to promote products or services. It includes an image gallery and video gallery so that you can upload multiple product photos and videos.

About Us Products Services Media Events Support Contact Us

[Play Internet](#) > [Products](#) > [Enterprise](#) > [PseudoCollection](#)

## Enterprise




**PseudoCollection**

The complete collection of our Pseudo range of products is ideal for the enterprise and offers a range of options to suit individual users and teams.

**\$1,200.00**

ID OFF00002

[VIEW MORE IMAGES](#)



**Overview**

Get all the PseudoComponents plus the PseudoFoundation platform and improve team productivity immediately. Implementation and consulting services are optional.

**CONNECT**


[Tweet](#) 0

[✉ email@ctc.ibm.com](mailto:email@ctc.ibm.com)


[☎ +555-CTC-IBM](tel:+555-CTC-IBM)

[🖨 Print this page](#)


**VIDEOS**

 **Getting started**  
Getting started with PseudoCollection is easy. This video takes you through the major steps.

**RELATED OFFERINGS**

 **PseudoSuite**  
\$750.00  
This suite offers the most popular PseudoProducts - ideal for the smaller business looking for all of the key features and benefits at a smaller pricepoint.

**FEATURED OFFERINGS**





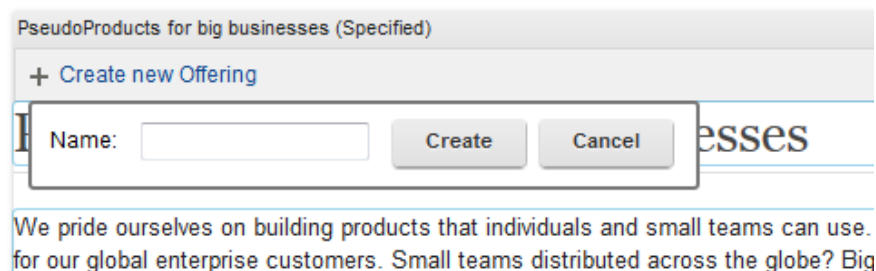
## New Templates – Offerings

- Offerings are the most complex template yet

They consist of an entire site area:

- content to represent the offering
- a site area that contains the offering images
- A site area the contains the offering videos

- For offering creation, we use branch copy, rather than creating a content from a content template

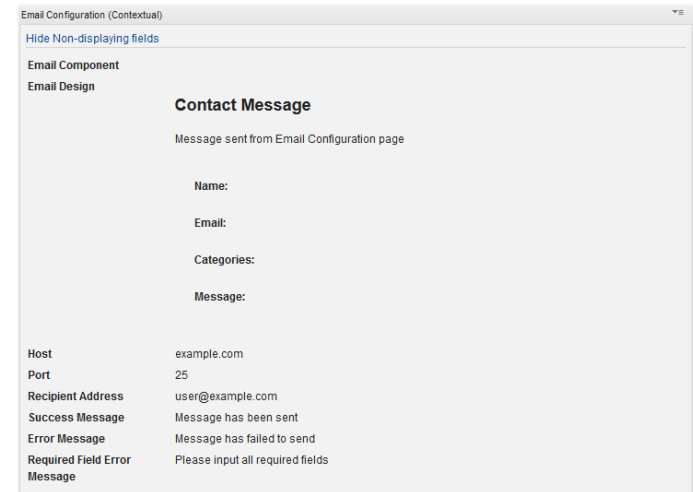
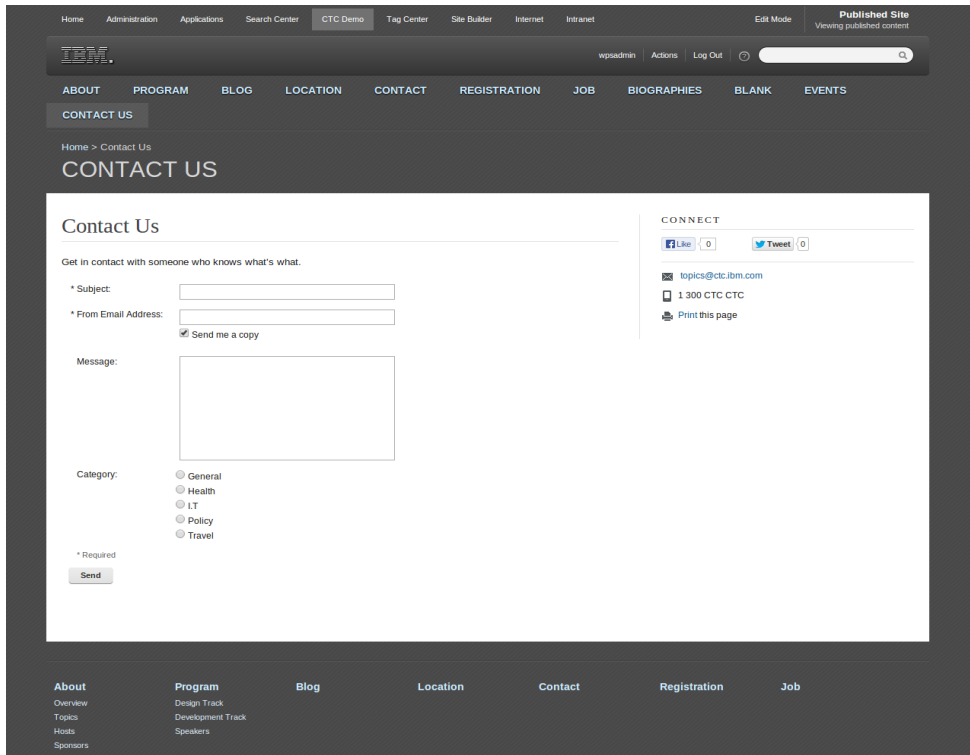


## New Templates – Offerings

- The CTC 'create offering' code hooks into the inplace edit creation javascript code to cause this code to do a branch copy, rather than creating the content with a template
- Where is the content?
  - The content that is copied to create a new offering is in CTC Content/Offering
  - The Micro-site (which is copied when a new Offerings page is created) is in CTC Content/Offerings

# New Templates - Contact Us - The Template

- The Contact Us page template allows users to add a 'contact us' form to their site to send email messages
- Users can configure mail settings through edit mode on the page



Edit mode

# New Templates - Contact Us - Customisation

- Both the sample 'contact us' form and the email message design is completely customisable
- Contact us form
  - HTML component
  - Users can add additional fields on the contact us form, needs to be referenced by the email design for the values to be used
  - Email category selection driven by taxonomy component. User can customise with their own taxonomy.
- Can be used as 'inspiration' to create your own form

## Contact Us

Get in contact with someone who knows what's what.

\* Subject:

\* From Email Address:

Send me a copy

Message:

Category:

- General
- Health
- I.T
- Policy
- Travel

Categories – Taxonomy Component

\* Required

Send

# New Templates - Events Calendar

- Displays a list of date-based content in a calendar format
- Alternative form for the current list indexes for Events, Courses and Meetings content
- New events can be created in edit mode
  - Events needs to be published for them to appear on the calendar
- Content is created using Events template which has a start date/time and end date/time

Events Calendar

2013

	Sunday	Monday	Tuesday	Wednesday	Thursday	Friday	Saturday
13	Mar 31	6:00 PM New site launch party					
14	7	8	9:00 AM Exceptional Web Experience	10	11	12	13
15	14	15	16	17	18	19	20
16	21	22	23	24	25	26	27
17	28	29	30	May 1	2	3	4

CONNECT

Subscribe to Upcoming events feed


Like 0 Tweet 0

events@ctc.ibm.com

1 300 CTC CTC

Print this page

RECENT EVENTS



Exceptional Web Experience conference

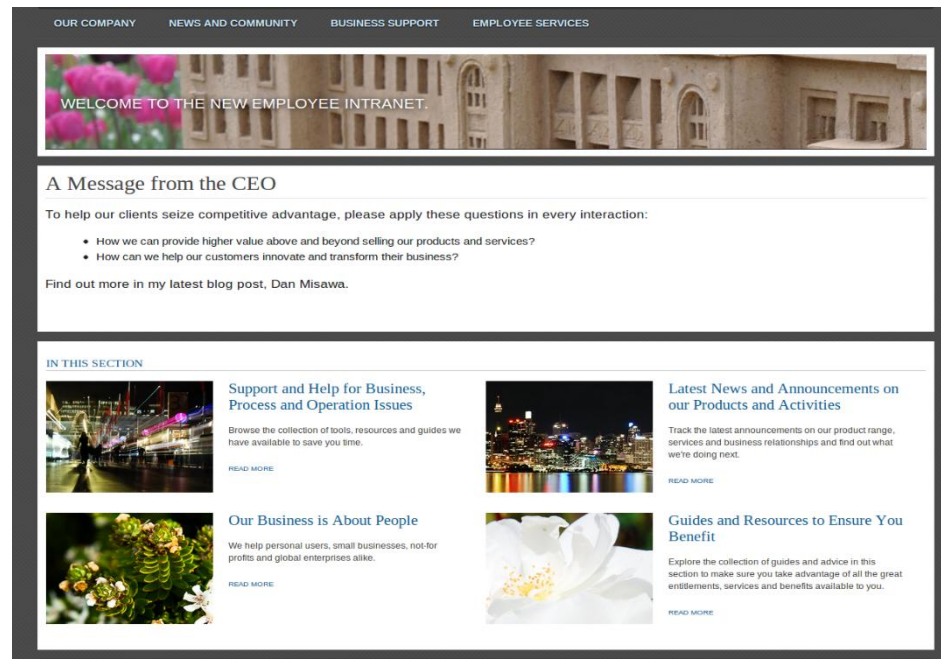
April 9 - 10, 2013

Donec adipiscing, nunc sed pellentesque vestibulum, eros odio suscipit nulla, sit amet vulputate quam tortor eu mi. Nam laoreet adipiscing.

MORE INFORMATION

# New Templates - Landing Templates

- Four new landing templates, each one with a different presentation layout
  - Landing Content, Landing Home, Landing Navigation, Landing Featured
- Landing page displays content and navigation by automatically pulling in content from the site structure



## New Templates - Landing Templates

- Landing Content Template
  - Displays navigation for all the child pages of the landing page as well as the latest content below those pages
- Landing Featured Template
  - Displays promotional content and navigation to all the child pages of the landing page
- Landing Home Template
  - Displays promotional content to direct visitors to important content in other parts of the website
- Landing Navigation Template
  - Displays navigation for all the child pages of the landing page

# New Templates - Landing Templates

- Some landing pages also displays landing featured content designed to capture attention

Promotions



How will this make your life better?

Everything we do is guided by this one question. It's how we start and end every design and engineering decision.

Our answer is deep design and a smarter approach. The results? Simplicity, utility and agility.

Teasers



Finally. It's easy to see what's going on. Even easier to change it.

Our products will change your life.

Callouts



Visibility

When you turn it on, you'll immediately see everything going on in your department.



Predictability

No more guessing. Things happen when they should, and you can see what's coming.



Efficiency

With all that stuff taken care of, you can focus on doing what matters most. And get some life back.

Auto Landing Navigation – Content from site structure



There is a PseudoProduct just right for you

We have a range of PseudoProducts priced just right for personal use as well as packages for small and big businesses.

[READ MORE](#)



PseudoProducts for big businesses

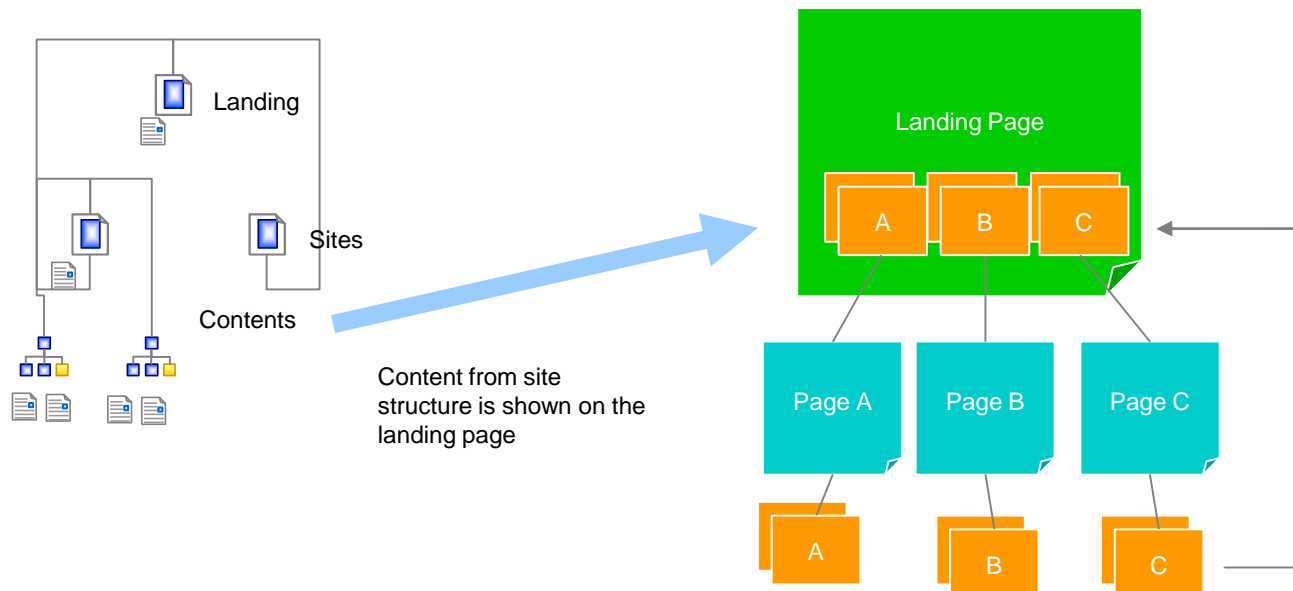
We pride ourselves on building products that individuals and small teams can use. But our focus on usability is even more important for our global enterprise customers.

[READ MORE](#)



# New Templates - Landing Templates – Auto Navigation

- The landing templates have been designed to automatically populate the landing page by pulling content from the child pages
- Driven by Automatic Landing Navigation List design list component
- This allows the seed content to define the landing pages in a template without any further portlet configuration



# Site Templates – Internet and Intranet

- We use site builder to create two PAAs for our new demo sites



## Internet Site Template

Site Template | 38 pages | Updated: Jul 29, 2013

**Launch Site Wizard**

This template creates an internet site with Content Template Catalog theme extensions enabled. The site includes Landing pages and Index and Detail page pairs. You can add pages later with the WebSphere Portal site toolbar and change content on pages that allow it.

[Edit](#) | [Duplicate](#) | [Delete](#) | [Export...](#)



## Intranet Site Template

Site Template | 36 pages | Updated: Jul 29, 2013

**Launch Site Wizard**

This template creates an intranet site with Content Template Catalog theme extensions enabled. The site includes Landing pages and Index and Detail page pairs. You can add pages later with the WebSphere Portal site toolbar and change content on pages that allow it.

[Edit](#) | [Duplicate](#) | [Delete](#) | [Export...](#)

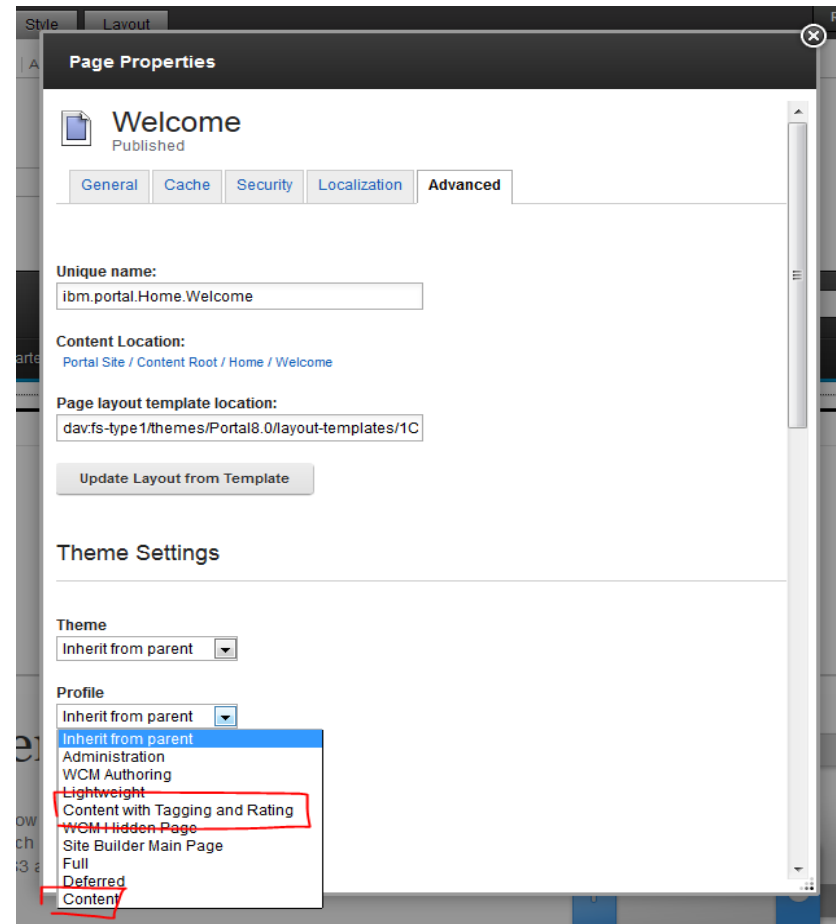
# Copy Branch Authoring UI plug in

- Plugin to the Authoring UI to facilitate creation of CTC-based sites
  - The WCM Authoring UI only copies single items. This allows copying of a site area, including all the site areas and content under the site area, with internal links within the content updated
  - This has been available through the WCM Java API for a while. This exposes this in the Authoring UI.
  - Good example of how to use the public Authoring UI plug-in API.

The screenshot displays the IBM WCM Authoring UI interface. At the top, there is a navigation bar with tabs for 'Collaboration', 'Content', 'Messaging', and 'Personalization'. Below this, a secondary navigation bar shows 'Welcome', 'Web Content Management', and 'Web Content Preview'. The main content area is titled 'Articles' and shows a breadcrumb path: 'Libraries > Web Content > Content > Articles'. The article status is 'Published' and was created by 'wpsadmin'. A context menu is open over the article, listing actions: 'Create Draft', 'Versions', 'Delete', 'View References', 'Move', and 'Copy Branch'. The 'Copy Branch' option is highlighted. Below the article details, there is a section for 'Site Area Properties' with a 'Path' field.

# Tagging and rating profile

- This profile existed in 4.0, but now it is installed into the theme by CTC by default
  - Should be applied to pages where tagging and rating is required on the page
  - Tagging and rating is not in the default CTC 'Content' profile.



# Demo

Over to my very glamorous assistant...

---

## Wrap-up

- Several great new templates to use
- Enhanced site builder
- Updated profiles for tagging and rating

---

## Out-of-the-Box Web Content Manager Templates (CTC 4.1) - What's New?

- We appreciate your feedback. Please don't forget to fill out your evaluation of the WebSphere User Group – Sept 2013.
  
  
  
  
  
  
  
  
  
  
- Thank you for joining us!